

Before you begin!

You will need:

- Wi-Fi/mobile data access
- Library card #
- Amazon login information

Visit bridges.overdrive.com using a browser on your computer, phone, or tablet.

Click on **Sign In**

Scroll down and select **West Branch Public Library** from the list, then enter your library card information.

Your card #: _____
Phone #: _____

You may search for specific books or browse by collection.

Showing 1-23 of 23 results for
"Game of thrones"



Sorted by relevance



Filters



You can **Sort** your search or use **Filters** to find your preferred format or items that are available now.

west branch public library
wbpl

300 N Downey St.
PO Box 460
West Branch, IA 52358

Library Hours

Monday-Thursday 12PM-8PM
Friday 10AM-5PM
Saturday 10AM-2PM
Sunday 12PM-4PM

Phone: 319-643-2633
Fax: 319-643-4148
Email: staff@wbpl.org

Website: www.wbpl.org
Facebook: www.facebook.com/WestBranchPublicLibrary

eBook & audiobook borrowing

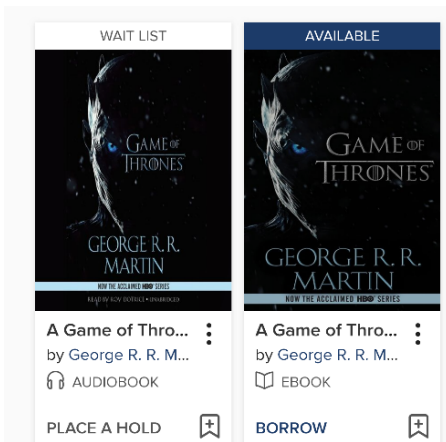
3 titles per Person
Borrow for up to 14 days
No overdue fees

Borrow
Library eBooks
For
Kindle



OverDrive
eBooks &
audiobooks for
Kindle devices
and apps





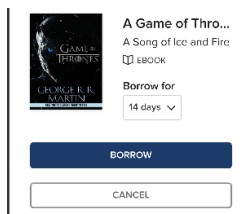
Books that are available to download will have a **Borrow** button under the cover.

If someone else is reading it, feel free to click **Place A Hold** and add your email address.

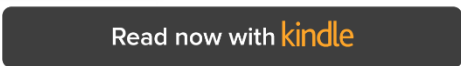
- Any time you see an icon with **three dots** or **three lines**, you can tap there to open a menu for more options.



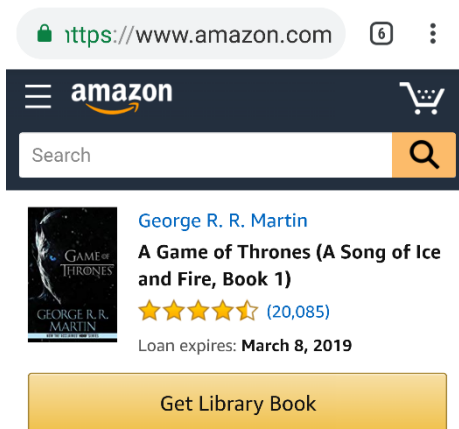
Make sure to click **BORROW** on the next screen to begin your download.



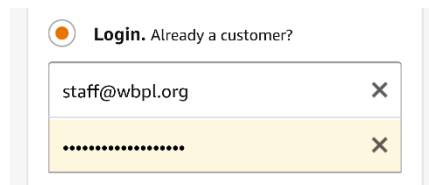
Click **Read Now with Kindle**



You will be taken to [amazon.com](https://www.amazon.com).



Click **Get Library Book**.



Enter the login information for the same Amazon account you use to for your Kindle.

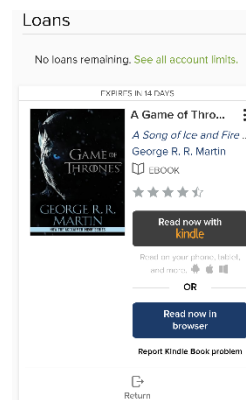
- You may need to select the name of your Kindle to send it to your device.

Open your **Kindle** app or turn on your Kindle device.

- If your Kindle is not always connected to the internet, you may need to connect to a WiFi network and select the option to **Sync** or **Check for Items**.

OverDrive now lets you switch between your Kindle and another device! It will even remember where you last were, as long as your Kindle was synced to the internet when you last used it.

Go to bridges.overdrive.com or open the Libby app to get your book on another device. It will be located in the **Loans** tab, or on your **Shelf**.



- Books are automatically deleted in 14 days, unless you renew or return them early. You can return your book on OverDrive, or your Amazon account.

Transfer via USB instead

- If you have an older Kindle or no access to WiFi, you can still get library books.

1. On Amazon's website, go to your **Manage Your Content and Devices** page.
2. Find the title in the **Content** list, then select the icon with 3 dots.
3. Select **Download & transfer via USB** in the pop-up window.
4. Follow Amazon's prompts to finish the transfer.