



Set up the OverDrive app

1. Get the App

In your app store, search for **Overdrive** or **Libby, by OverDrive**. Install and open the app.

2. Sign In

Click on SIGN IN—even if you don't have an OverDrive login, you can log in with your library card here.

Sign up for an OverDrive account to enjoy eBooks, audiobooks, movies, and more from your library.

SIGN UP

HAVE AN ACCOUNT? SIGN IN

3. Find WBPL

Search for West Branch Public Library by name or zip code.

Bridges is what we call our digital book collection! It's powered by the brand called OverDrive.

Bridges

West Branch Public Library
300 N Downey St, West Branch, Iowa
52358-4713



300 N Downey St.
PO Box 460
West Branch, IA 52358

Library Hours

Monday-Thursday 12PM-8PM
Friday 10AM-5PM
Saturday 10AM-2PM
Sunday 12PM-4PM

Phone: 319-643-2633
Fax: 319-643-4148
Email: staff@wbpl.org

Website: www.wbpl.org
Facebook:
[www.facebook.com/
WestBranchPublicLibrary](http://www.facebook.com/WestBranchPublicLibrary)

Ebook & e-audiobook borrowing

3 titles per person
Borrow for 14 days
(some items are renewable)
No overdue fees

For older devices
use

OverDrive
to Borrow
Library ebooks on
Phone, Tablet,
and Kindle Fire

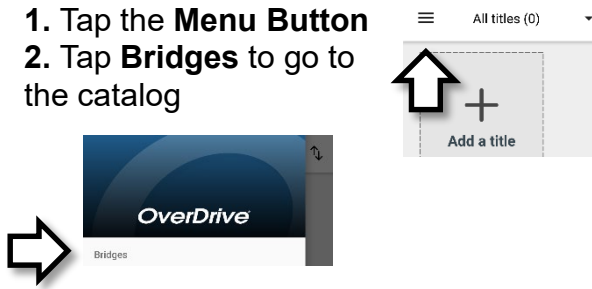


Use the original
OverDrive
ebook & audiobook
app if Libby is not
available for your
device.

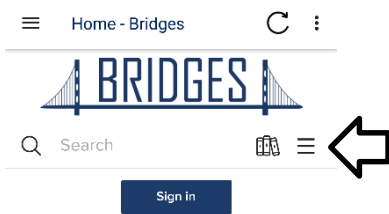


How to borrow ebooks & e-audiobooks

1. Tap the **Menu Button**
2. Tap **Bridges** to go to the catalog



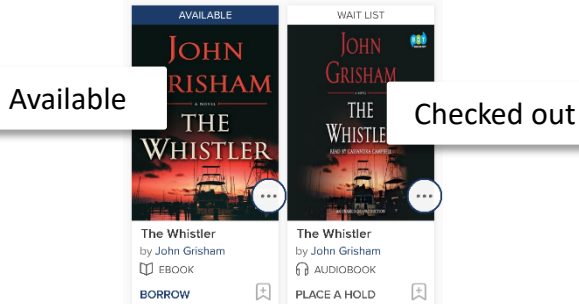
3. Open the menu and click **Sign In**



4. Search for West Branch, and then enter your Library Card Number and your Phone Number. Click **Login**

Your card #: _____
 Phone #: _____

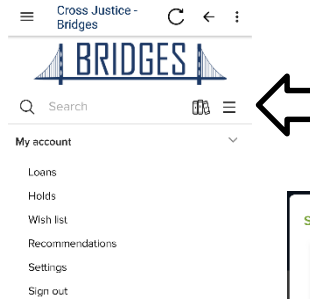
5. **Browse or Search** to find a book



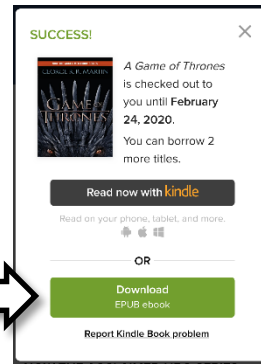
6. Tap the **cover** to view the description, or just tap **Borrow**



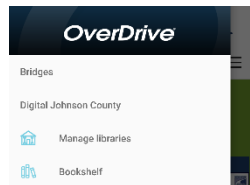
7. Tap the **pop-up** or use the menu icon to go to your **Loans** page



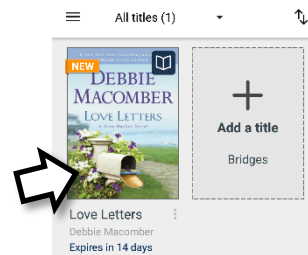
8. Choose **download EPUB ebook** to read in the app




9. Tap left menu button, then **Bookshelf** to find your books later



10. Tap the **cover** to start reading

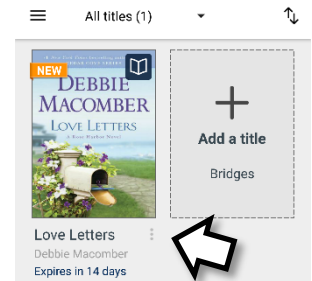


11. Swipe screen
12. Tap center of the screen for options

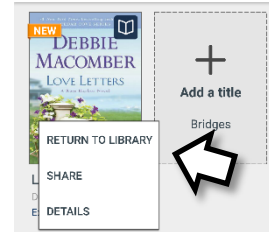


Return your ebook before the due date

1. In the App Bookshelf, tap on the 3 dots (or press and hold cover)



2. Tap **Return to Library**



3. Tap **Yes** to confirm

