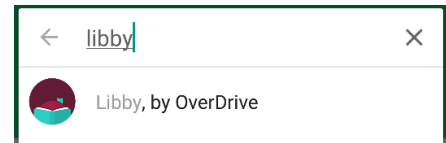


Using Bridges to Download Ebooks and Audiobooks

Install Libby

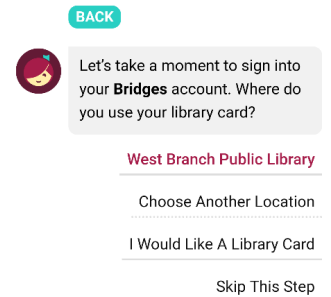
- In your app store, search for **Libby, by OverDrive**.
- Install and open the app.
- “Do you have a library card?”
 - Tap **Yes**.
- Search for WBPL by name, zip code or let Libby guess using your device’s GPS.



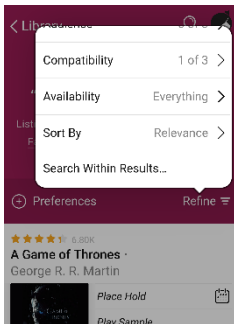
Bridges is what we call our digital book collection! It’s powered by a brand called **OverDrive** (you may have heard of it before).

Sign In

- Tap on **Sign In With My Library Card**.
- Scroll down and select **West Branch Public Library** from the list, then enter your library card information.
- **Sign in** and click **Skip** to enter the library!



Find Books



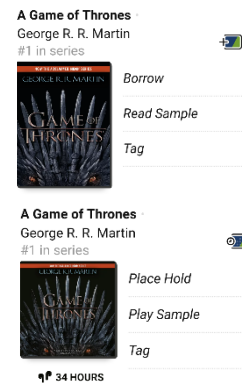
- Search for specific books in the search bar or browse many curated lists!
- Use **Preferences** or **Refine** to indicate audio or ebook only, or to search for items that are Available Now.

Preferences change the settings for every search you do, while **Refine** changes only your current list of search results.

Books that are available to download will have a **Borrow** button on the cover.

If someone else is reading it, feel free to click **Place Hold**.

Audiobooks are indicated with an **earbuds icon** under the book cover!



next to

Look in the bottom for the **Libby** icon to find your notification preferences and more settings.





Keep an eye out for an **Actions** button on certain screens.



Tag lets you save items for later or create your own lists without checking anything out or placing a hold.


Borrow Books

- Make sure to click **Borrow!** on the next screen to begin your download.
 - You can change your download settings from your **Shelf**. 
- From here you may choose **Open Book** to begin reading or keep browsing for more books!



Read Books

- Tap the right side of the screen or swipe from right to left to turn the page.



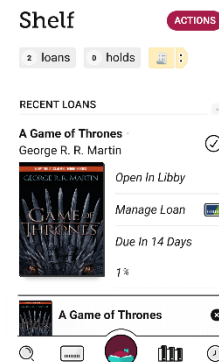
- Touch the center of the page, then the **A** icon to access your **Reading Settings**. You can make the text bigger or change the background color if you're reading at night!
- Tap on **Back** to exit the book.

Your Shelf

- On your **Shelf**, you can see all the books you have checked out, renew or return them.
- You can also change basic app settings, track your holds, and see tons of other information.

Books are automatically deleted in 14 days, unless you renew or return them early. If you want to check out the same book again, Libby will remember where you were before. Books are renewable unless there is a waiting list.

Please note: **audiobooks** may take several minutes to download, so give them time before disconnecting from wifi or data. A checkmark will appear when they're ready!



Reading on Kindle

- We recommend reading in the Libby app unless you're already used to the Kindle app or using a Kindle/Amazon device.
- Libby will let you choose your format when you begin and anytime you open a new book.
- To read on Kindle, select the Kindle format. You will be taken to an Amazon page where you can select which Kindle device or app to read on.